

Coronavirus (COVID-19) Cases in Licensed Child Care Facilities in California Week of 08/25/2021

The California Child Care Licensing Program collects COVID-19 positive cases for licensed child care facilities statewide. The figures and tables in this report represent COVID-19 positive cases at child care facilities licensed by the California Department of Social Services, Community Care Licensing Division. Data are presented for those counties with at least three open child care licensed facilities for any given type (e.g., Child Care Centers, Large Family Child Care Homes¹, Small Family Child Care Homes²), in consideration of privacy and security concerns. This report also includes tables for the total number of open licensed facilities for Child Care Centers and Family Child Care Homes statewide in each of California's 58 counties. The number of open facilities accounts for temporarily closed facilities due to COVID as well as permanently closed facilities. Open facility counts in this report will differ from facility counts on the transparency website which reflect only permanently closed facilities.

The figure and tables in this report identify the counties with eleven (11) or more COVID-19 positive cases and at least three open child care facilities, unless otherwise stated. Values of less than eleven (11) are masked (shown as <11) and values of eleven (11) or more that could be used to identify masked values are also masked (shown as **) in accordance with de-identification guidelines. True values of zero appear as "0". If a county does not have at least three open facilities of a given type, the county data for that facility type is removed and appears as "N/A". The figures and tables below represent the cumulative values for a given time period.

Types of Licensed Child Care Facilities in California

Licensed Child Care Centers: A Licensed Child Care Center (or Day Care Center) is usually located in a commercial building. Non-medical care and supervision are provided for infant to school age children in a group setting for periods of less than 24 hours.

Licensed Family Child Care Homes: A Licensed Family Child Care Home must be in the licensee's own home. A Family Child Care Home reflects a home-like environment where non-medical care and supervision are provided for periods of less than 24 hours.

- **Small** Family Child Care Homes provide care to no more than 8 children.
- **Large** Family Child Care Homes provide care to no more than 14 children.

Effective October 2, 2020, a methodology adjustment to our data tracking system was made in how positive COVID-19 cases are counted. This resulted in an increase in the overall total of cumulative cases since mid-April, 2020.

*Effective May 04, 2021, this report will be published on Wednesdays based on the previous week's aggregated information compiled on Tuesdays.

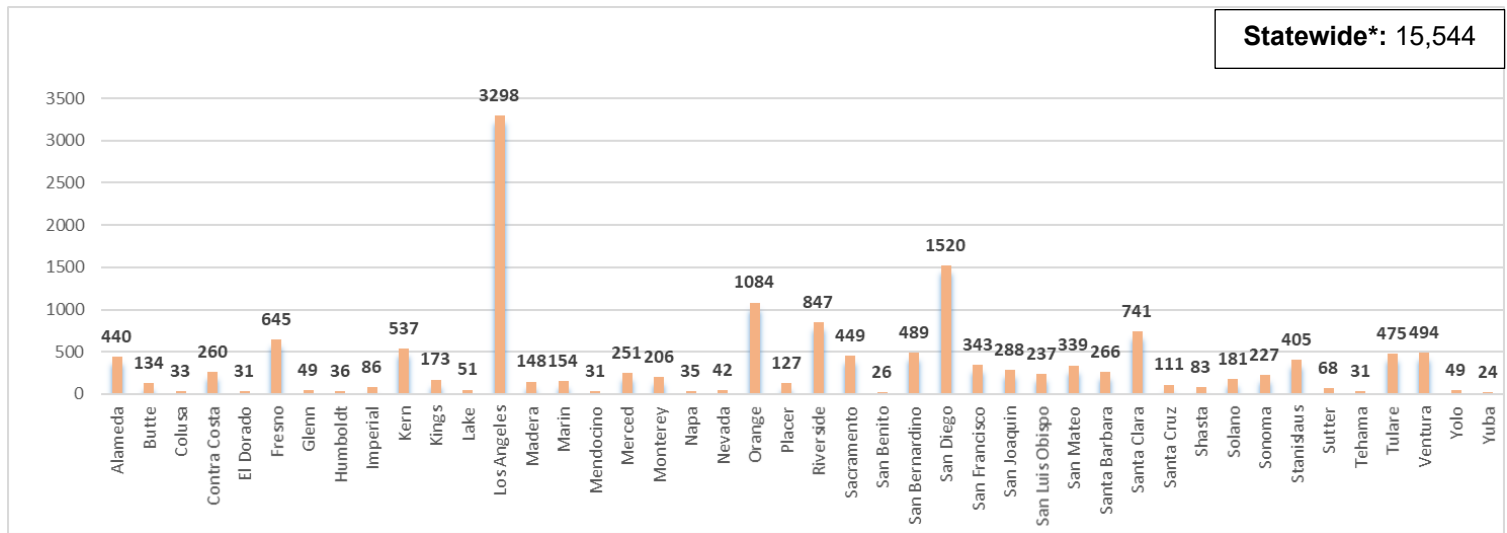
Table 1. Changes in CA positive COVID-19 cases in licensed child care facilities statewide* from prior week

	Total Positive Cases	+/-/=	Number of Cases This Week	+/-/=	Percent Change from Prior Week
Child Care Centers	9961	+	517	+	5.5%
Large Family Child Care Homes	3991	+	165	+	4.3%
Small Family Child Care Homes	1683	+	51	+	3.1%
TOTAL	15635	+	733	+	4.9%

*The Statewide total is the number of COVID-19 positive cases for all licensed child care facilities in California, including facilities with fewer than eleven (11) COVID-19 positive cases among staff, children, and parents.

*The decrease in the number of Total Positive Cases for Small Family Child Care Homes is due to the capacity change of facilities from Small Family Child Care Homes to Large Family Child Care Homes.

Figure 1. California's Licensed Child Care Facilities Total COVID-19 Cases by County** as of 08/25/2021

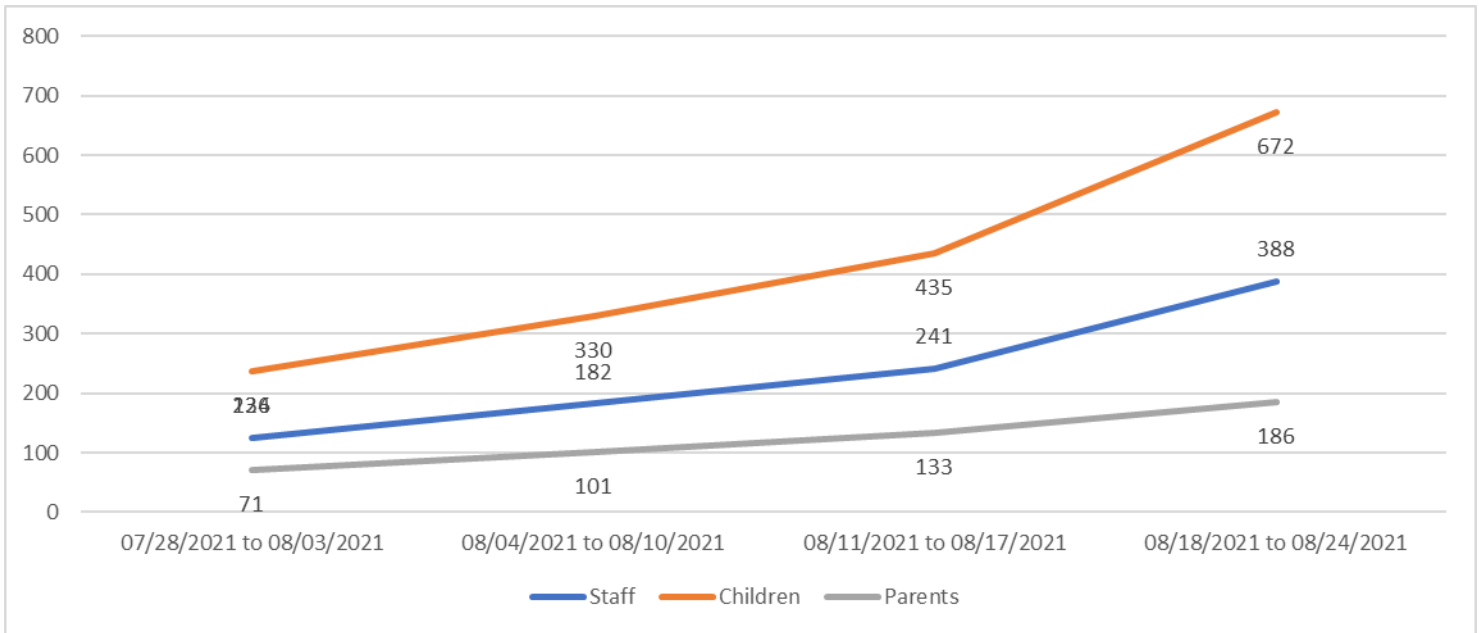


*The Statewide total is the number of COVID-19 positive cases for all child care facilities in California, including facilities with fewer than eleven (11) COVID-19 positive cases among staff, children, and parents.

** The County total is the number of COVID-19 positive cases for child care facilities within that county for counties with at least three open child care facilities and a total of at least eleven (11) COVID-19 positive cases among staff, children, and parents.

County	Total Cases	County	Total Cases
Statewide	15635	Placer	127
Alameda	440	Riverside	847
Amador	12	Sacramento	449
Butte	134	San Benito	26
Colusa	33	San Bernardino	489
Contra Costa	260	San Diego	1520
Del Norte	11	San Francisco	343
El Dorado	31	San Joaquin	288
Fresno	645	San Luis Obispo	237
Glenn	49	San Mateo	339
Humboldt	36	Santa Barbara	266
Imperial	86	Santa Clara	741
Kern	537	Santa Cruz	111
Kings	173	Shasta	83
Lake	51	Solano	181
Los Angeles	3298	Sonoma	227
Madera	148	Stanislaus	405
Marin	154	Sutter	68
Mendocino	31	Tehama	31
Merced	251	Tulare	475
Monterey	206	Tuolumne	11
Napa	35	Ventura	494
Nevada	42	Yolo	49
Orange	1084	Yuba	24

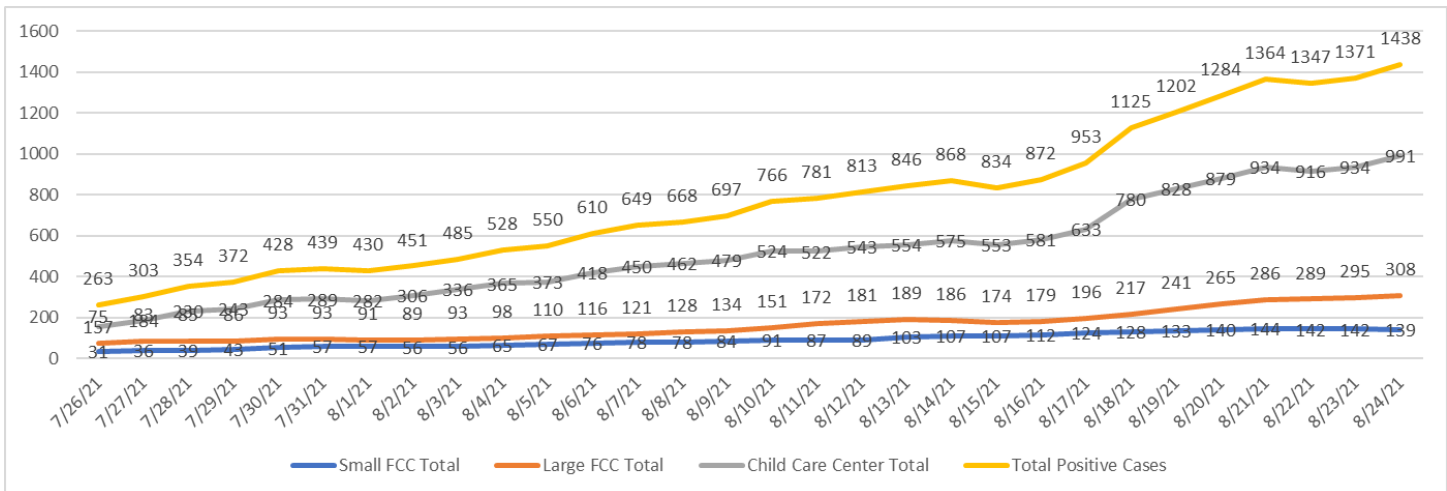
Figure 2. Weekly 7-Day average positive COVID-19 active* cases in California’s licensed child care facilities among staff, children, parents and other over the past month (Data Retrieved: 08/25/2021)



*Cases are defined as active for up to 29 days following a reported positive diagnosis date. A case is no longer considered active only after 30 days have passed from the reported diagnosis date, or if the case is reported as deceased.

Date	Staff	Children	Parents
07/28/2021 to 08/03/2021	124	236	71
08/04/2021 to 08/10/2021	182	330	101
08/11/2021 to 08/17/2021	241	435	133
08/18/2021 to 08/24/2021	388	672	186

Figure 3. Daily total positive COVID-19 active* cases for California’s licensed child care facilities statewide over the past 30 days by facility type (Data Retrieved: 08/25/2021)



Note: The numbers in the figure above reflect positive COVID-19 active cases among staff, children, parents, and other by facility type statewide.

*Cases are defined as active for up to 29 days following a reported positive diagnosis date. A case is no longer considered active only after 30 days have passed from the reported diagnosis date, or if the case is reported as deceased.

Date	Small FCC Total	Large FCC Total	Child Care Center Total	Total Positive Cases
7/26/2021	31	75	157	263
7/27/2021	36	83	184	303
7/28/2021	39	85	230	354
7/29/2021	43	86	243	372
7/30/2021	51	93	284	428
7/31/2021	57	93	289	439
8/1/2021	57	91	282	430
8/2/2021	56	89	306	451
8/3/2021	56	93	336	485
8/4/2021	65	98	365	528
8/5/2021	67	110	373	550
8/6/2021	76	116	418	610
8/7/2021	78	121	450	649
8/8/2021	78	128	462	668
8/9/2021	84	134	479	697
8/10/2021	91	151	524	766
8/11/2021	87	172	522	781
8/12/2021	89	181	543	813
8/13/2021	103	189	554	846
8/14/2021	107	186	575	868
8/15/2021	107	174	553	834
8/16/2021	112	179	581	872
8/17/2021	124	196	633	953
8/18/2021	128	217	780	1125
8/19/2021	133	241	828	1202
8/20/2021	140	265	879	1284
8/21/2021	144	286	934	1364
8/22/2021	142	289	916	1347
8/23/2021	142	295	934	1371
8/24/2021	139	308	991	1438

**Open Child Care Facilities in California
As of 08/25/2021**

Table 2. Changes in total open CA licensed child care facilities over the prior week statewide

	Total Open	+/-/=	Number Open/Closed This Week	+/-/=	Percent Change from Prior Week
Open Child Care Centers	10928	+	7	+	0.1%
Open Large Family Child Care Homes	11455	-	2	-	0.0%
Open Small Family Child Care Homes	12884	=	0	=	0.0%
TOTAL	35267	+	5	+	0.0%

The table below represents the total number of open licensed Child Care Centers and licensed Family Child Care Homes statewide and in each of California's 58 counties. The number of open licensed facilities accounts for temporarily closed facilities due to COVID as well as permanently closed facilities. Open facility counts in this report will differ from facility counts on the transparency website and other reporting which reflect only permanently closed facilities.

Table 3. Total Number of Open Licensed Child Care Centers, Licensed Large Family Child Care Homes, Licensed Small Family Child Care Homes, Total number of Open Facilities, Statewide and by County (Data Retrieved: 08/25/2021)

County	Total Number of Open Facilities	Total Number of Open Facilities	Total Number of Open Facilities	Total Number of Open Facilities
	Child Care Centers	Large Family Child Care Homes	Small Family Child Care Homes	All
Statewide	10928	11455	12884	35267
Alameda	476	486	584	1546
Alpine	2	0	0	2
Amador	14	13	13	40
Butte	80	41	57	178
Calaveras	9	15	16	40
Colusa	4	28	14	46
Contra Costa	405	365	433	1203
Del Norte	4	12	20	36
El Dorado	57	25	35	117
Fresno	280	204	285	769
Glenn	3	31	19	53
Humboldt	41	42	55	138
Imperial	23	127	92	242
Inyo	12	8	9	29
Kern	169	324	252	745
Kings	26	54	101	181
Lake	18	32	27	77
Lassen	9	6	8	23
Los Angeles	2412	2877	2273	7562
Madera	36	42	73	151
Marin	174	85	84	343
Mariposa	2	5	7	14
Mendocino	22	23	30	75
Merced	77	91	96	264
Modoc	6	10	5	21
Mono	8	0	10	18
Monterey	112	195	152	459
Napa	55	35	38	128
Nevada	37	29	37	103
Orange	1131	492	538	2161
Placer	148	117	127	392
Plumas	13	11	12	36
Riverside	380	629	762	1771
Sacramento	438	439	833	1710
San Benito	12	38	30	80
San Bernardino	406	423	507	1336
San Diego	960	991	1998	3949
San Francisco	409	225	575	1209
San Joaquin	166	229	369	764
San Luis Obispo	111	102	119	332
San Mateo	391	293	308	992
Santa Barbara	178	215	152	545
Santa Clara	581	723	474	1778
Santa Cruz	61	174	71	306
Shasta	46	71	47	164
Sierra	1	1	1	3
Siskiyou	20	9	17	46
Solano	101	172	181	454
Sonoma	131	98	180	409

County	Total Number of Open Facilities	Total Number of Open Facilities	Total Number of Open Facilities	Total Number of Open Facilities
	Child Care Centers	Large Family Child Care Homes	Small Family Child Care Homes	All
Stanislaus	145	153	126	424
Sutter	40	42	34	116
Tehama	26	31	21	78
Trinity	3	4	2	9
Tulare	88	249	165	502
Tuolumne	8	12	20	40
Ventura	280	197	292	769
Yolo	61	78	65	204
Yuba	20	32	33	85

**Total Positive COVID-19 Cases Statewide and by County for Each Facility Type
by Children, Parents, Staff in California
As of 08/25/2021**

The table below represents COVID-19 positive cases by county and facility type for Child Care Centers and Large and Small Family Child Care Homes licensed by the California Department of Social Services, Community Care Licensing Division. Data is presented for those counties with at least three open child care facilities of the given type (Child Care Center, Large Family Child Care Home, or Small Family Child Care Home). This threshold is in consideration of privacy and security concerns.

Values of less than eleven (11) are masked (shown as <11) and values of eleven (11) or more that could be used to identify masked values are also masked (shown as **) in accordance with de-identification guidelines. True values of zero appear as "0". If a county does not have at least three open facilities of a given type, the county data for that facility type has been removed and appear as "N/A".

Table 4. Total Number of COVID-19 Positive Cases Statewide and by County (Data Retrieved: 08/25/2021)

County	Child Care Center Staff COVID-19 Cases	Child Care Center Children COVID-19 Cases	Child Care Center Parents COVID-19 Cases	Child Care Center Other COVID-19 Cases	Child Care Center Total COVID-19 Cases	Large Family Child Care Home Staff COVID-19 Cases	Large Family Child Care Home Children COVID-19 Cases	Large Family Child Care Home Parents COVID-19 Cases	Large Family Child Care Home Non-Staff Resident COVID-19 Cases	Large Family Child Care Home Other COVID-19 Cases	Large Family Child Care Home Total COVID-19 Cases	Small Family Child Care Home Staff COVID-19 Cases	Small Family Child Care Home Children COVID-19 Cases	Small Family Child Care Home Parents COVID-19 Cases	Small Family Child Care Home Non-Staff Resident COVID-19 Cases	Small Family Child Care Home Other COVID-19 Cases	Small Family Child Care Home Total COVID-19 Cases
Statewide	4676	3389	1738	158	9961	1020	1200	1056	573	142	3991	374	437	462	348	62	1683
Alameda	153	130	**	<11	326	24	26	13	<11	<11	68	16	13	<11	<11	<11	46
Amador	0	<11	<11	0	<11	0	<11	0	<11	0	<11	<11	0	<11	<11	<11	<11
Butte	44	39	**	<11	107	<11	<11	<11	<11	0	**	<11	0	<11	0	0	<11
Calaveras	<11	0	0	0	<11	<11	<11	<11	0	0	<11	0	0	0	0	0	0
Colusa	<11	0	0	0	<11	<11	<11	<11	<11	0	20	<11	0	<11	0	0	<11
Contra Costa	95	72	<11	<11	179	17	23	<11	<11	0	54	<11	<11	<11	<11	<11	27
Del Norte	<11	0	0	0	<11	<11	<11	<11	0	0	<11	<11	0	<11	0	0	<11
El Dorado	12	<11	<11	0	23	0	0	<11	0	0	<11	<11	<11	<11	0	0	<11
Fresno	185	**	127	<11	417	24	36	39	**	<11	123	18	26	41	**	<11	105
Glenn	<11	<11	<11	0	25	<11	11	<11	<11	<11	**	0	0	0	<11	<11	<11
Humboldt	<11	<11	<11	0	17	<11	<11	<11	0	<11	**	0	<11	<11	<11	0	<11
Imperial	12	<11	<11	0	22	24	<11	<11	15	0	53	<11	<11	<11	<11	0	11
Inyo	<11	0	0	0	<11	0	0	0	0	0	0	<11	0	0	0	0	<11
Kern	159	69	**	<11	297	42	30	62	46	0	180	<11	16	22	**	0	60
Kings	25	14	23	0	62	18	25	20	**	<11	77	<11	<11	17	<11	0	34
Lake	<11	<11	<11	0	**	<11	<11	<11	0	0	26	<11	<11	0	<11	0	<11
Lassen	<11	0	0	0	<11	0	0	0	0	0	0	<11	0	<11	0	0	<11
Los Angeles	1050	788	281	60	2179	244	286	184	89	59	862	59	79	43	47	29	257
Madera	51	**	<11	0	78	14	<11	<11	12	0	36	<11	13	<11	<11	0	34
Marin	41	52	15	0	108	13	<11	<11	<11	<11	34	<11	<11	<11	<11	0	12
Mariposa	N/A	N/A	N/A	N/A	N/A	<11	<11	<11	<11	0	<11	0	0	<11	0	0	<11
Mendocino	<11	<11	<11	0	<11	<11	<11	<11	<11	<11	16	0	<11	<11	0	0	<11

County	Child Care Center Staff COVID-19 Cases	Child Care Center Children COVID-19 Cases	Child Care Center Parents COVID-19 Cases	Child Care Center Other COVID-19 Cases	Child Care Center Total COVID-19 Cases	Large Family Child Care Home Staff COVID-19 Cases	Large Family Child Care Home Children COVID-19 Cases	Large Family Child Care Home Parents COVID-19 Cases	Large Family Child Care Home Non-Staff Resident COVID-19 Cases	Large Family Child Care Home Other COVID-19 Cases	Large Family Child Care Home Total COVID-19 Cases	Small Family Child Care Home Staff COVID-19 Cases	Small Family Child Care Home Children COVID-19 Cases	Small Family Child Care Home Parents COVID-19 Cases	Small Family Child Care Home Non-Staff Resident COVID-19 Cases	Small Family Child Care Home Other COVID-19 Cases	Small Family Child Care Home Total COVID-19 Cases
Merced	72	**	63	<11	168	17	<11	15	<11	<11	51	<11	<11	13	<11	<11	32
Modoc	<11	0	0	0	<11	0	0	<11	0	0	<11	0	<11	<11	0	0	<11
Mono	0	0	0	0	0	N/A	N/A	N/A	N/A	N/A	N/A	0	<11	0	0	0	<11
Monterey	44	19	**	<11	79	28	19	20	**	<11	90	<11	<11	12	<11	<11	37
Napa	<11	<11	<11	0	20	<11	<11	<11	<11	<11	**	<11	0	0	0	0	<11
Nevada	<11	<11	<11	0	<11	<11	<11	<11	0	0	21	<11	<11	<11	<11	0	**
Orange	456	269	129	16	870	30	45	52	**	<11	155	17	12	<11	17	<11	59
Placer	39	34	15	0	88	<11	<11	14	<11	<11	28	<11	<11	<11	0	0	11
Plumas	<11	0	0	0	<11	<11	0	<11	0	0	<11	<11	<11	<11	0	0	<11
Riverside	246	155	**	<11	514	58	54	64	**	<11	218	33	28	32	22	0	115
Sacramento	143	98	**	<11	310	**	33	34	<11	0	101	<11	<11	<11	<11	<11	38
San Benito	<11	<11	<11	0	<11	<11	<11	<11	<11	0	16	<11	0	0	0	0	<11
San Bernardino	203	85	**	<11	379	17	22	30	**	<11	85	<11	<11	<11	<11	<11	25
San Diego	502	477	91	11	1081	72	114	59	**	<11	297	38	30	**	43	<11	142
San Francisco	**	104	60	<11	224	13	34	18	<11	0	71	<11	25	<11	<11	<11	48
San Joaquin	120	61	**	<11	214	17	13	21	<11	<11	60	<11	<11	<11	0	<11	14
San Luis Obispo	48	**	34	<11	116	18	24	28	<11	0	78	<11	14	20	<11	<11	43
San Mateo	106	116	37	13	272	19	19	<11	<11	<11	48	<11	<11	<11	<11	0	19
Santa Barbara	61	43	**	<11	134	24	**	26	18	<11	83	**	<11	17	15	0	49
Santa Clara	155	176	**	<11	376	55	110	64	46	25	300	**	18	13	18	<11	65
Santa Cruz	24	15	<11	0	43	12	22	<11	18	<11	57	<11	<11	<11	<11	<11	11
Shasta	39	<11	<11	<11	49	<11	<11	13	<11	<11	**	0	<11	<11	<11	0	<11
Siskiyou	<11	0	0	0	<11	<11	<11	<11	0	<11	<11	<11	0	0	0	0	<11
Solano	39	30	22	0	91	22	24	19	<11	<11	72	<11	<11	<11	<11	0	18

County	Child Care Center Staff COVID-19 Cases	Child Care Center Children COVID-19 Cases	Child Care Center Parents COVID-19 Cases	Child Care Center Other COVID-19 Cases	Child Care Center Total COVID-19 Cases	Large Family Child Care Home Staff COVID-19 Cases	Large Family Child Care Home Children COVID-19 Cases	Large Family Child Care Home Parents COVID-19 Cases	Large Family Child Care Home Non-Staff Resident COVID-19 Cases	Large Family Child Care Home Other COVID-19 Cases	Large Family Child Care Home Total COVID-19 Cases	Small Family Child Care Home Staff COVID-19 Cases	Small Family Child Care Home Children COVID-19 Cases	Small Family Child Care Home Parents COVID-19 Cases	Small Family Child Care Home Non-Staff Resident COVID-19 Cases	Small Family Child Care Home Other COVID-19 Cases	Small Family Child Care Home Total COVID-19 Cases
Sonoma	37	60	41	0	138	14	**	20	<11	0	48	<11	16	12	<11	<11	41
Stanislaus	116	**	70	<11	252	16	22	47	**	<11	99	12	<11	23	<11	0	54
Sutter	16	<11	<11	0	27	<11	<11	<11	<11	<11	26	<11	<11	12	0	0	15
Tehama	<11	<11	<11	0	**	<11	<11	<11	<11	0	16	0	0	<11	0	0	<11
Trinity	<11	0	0	0	<11	<11	<11	<11	0	0	<11	N/A	N/A	N/A	N/A	N/A	N/A
Tulare	102	**	71	<11	227	42	47	50	43	0	182	12	17	22	15	0	66
Tuolumne	<11	<11	0	0	<11	0	0	0	0	0	0	<11	0	0	0	0	<11
Ventura	128	85	**	<11	301	23	20	**	22	<11	87	23	25	**	33	<11	106
Yolo	16	19	<11	0	39	0	<11	<11	0	0	<11	<11	0	0	0	0	<11
Yuba	<11	<11	0	0	<11	<11	<11	<11	0	0	<11	<11	<11	<11	<11	0	<11

^: Parents capture parents and authorized representatives who drop off children and/or pick them up from the Child Care Centers and Large and Small Family Child Care Homes.

+: Non-Staff Resident captures anyone who lives in the home but is not staff in the Large and Small Family Child Care Home.

~: Other captures unknown and any family members other than parent and authorized representative, staff and child in the Child Care Centers and Large and Small Family Child Care Homes