

Coronavirus (COVID-19) Cases in Licensed Child Care Facilities in California Week of 08/17/2021

The California Child Care Licensing Program collects COVID-19 positive cases for licensed child care facilities statewide. The figures and tables in this report represent COVID-19 positive cases at child care facilities licensed by the California Department of Social Services, Community Care Licensing Division. Data are presented for those counties with at least three open child care licensed facilities for any given type (e.g., Child Care Centers, Large Family Child Care Homes¹, Small Family Child Care Homes²), in consideration of privacy and security concerns. This report also includes tables for the total number of open licensed facilities for Child Care Centers and Family Child Care Homes statewide in each of California's 58 counties. The number of open facilities accounts for temporarily closed facilities due to COVID as well as permanently closed facilities. Open facility counts in this report will differ from facility counts on the transparency website which reflect only permanently closed facilities.

The figure and tables in this report identify the counties with eleven (11) or more COVID-19 positive cases and at least three open child care facilities, unless otherwise stated. Values of less than eleven (11) are masked (shown as <11) and values of eleven (11) or more that could be used to identify masked values are also masked (shown as **) in accordance with de-identification guidelines. True values of zero appear as "0". If a county does not have at least three open facilities of a given type, the county data for that facility type is removed and appears as "N/A". The figures and tables below represent the cumulative values for a given time period.

Types of Licensed Child Care Facilities in California

Licensed Child Care Centers: A Licensed Child Care Center (or Day Care Center) is usually located in a commercial building. Non-medical care and supervision are provided for infant to school age children in a group setting for periods of less than 24 hours.

Licensed Family Child Care Homes: A Licensed Family Child Care Home must be in the licensee's own home. A Family Child Care Home reflects a home-like environment where non-medical care and supervision are provided for periods of less than 24 hours.

- **Small** Family Child Care Homes provide care to no more than 8 children.
- **Large** Family Child Care Homes provide care to no more than 14 children.

Effective October 2, 2020, a methodology adjustment to our data tracking system was made in how positive COVID-19 cases are counted. This resulted in an increase in the overall total of cumulative cases since mid-April, 2020.

*Effective May 04, 2021, this report will be published on Wednesdays based on the previous week's aggregated information compiled on Tuesdays.

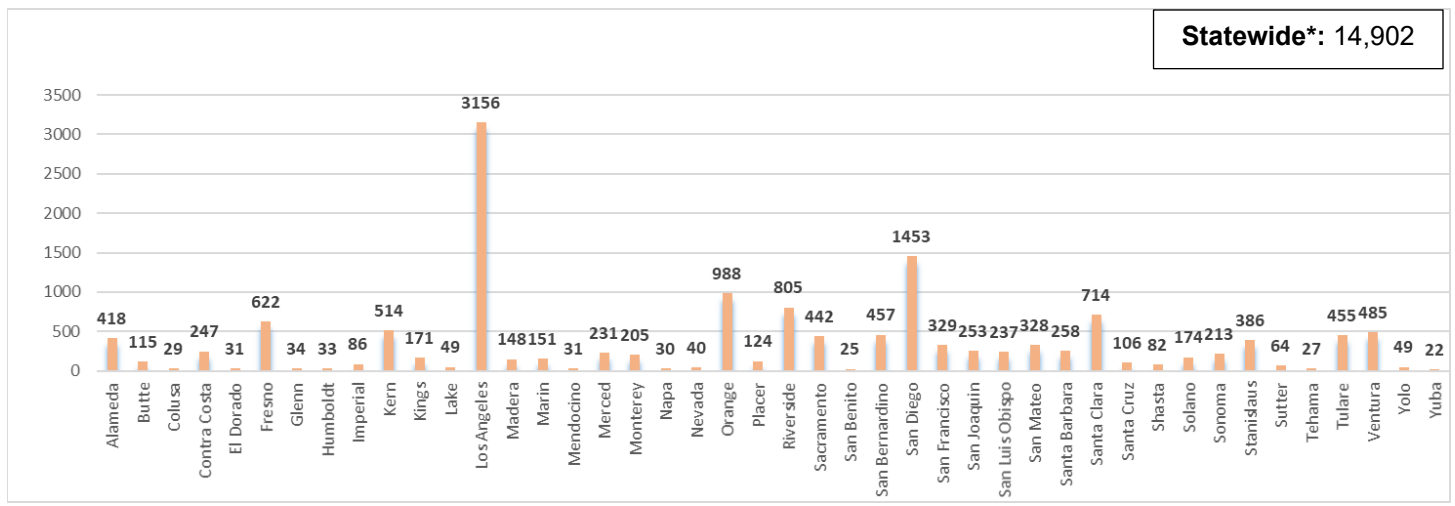
Table 1. Changes in CA positive COVID-19 cases in licensed child care facilities statewide* from prior week

	Total Positive Cases	+/-/=	Number of Cases This Week	+/-/=	Percent Change from Prior Week
Child Care Centers	9444	+	195	+	2.1%
Large Family Child Care Homes	3826	+	81	+	2.2%
Small Family Child Care Homes	1632	+	53	+	3.4%
TOTAL	14902	+	329	+	2.3%

*The Statewide total is the number of COVID-19 positive cases for all licensed child care facilities in California, including facilities with fewer than eleven (11) COVID-19 positive cases among staff, children, and parents.

*The decrease in the number of Total Positive Cases for Small Family Child Care Homes is due to the capacity change of facilities from Small Family Child Care Homes to Large Family Child Care Homes.

Figure 1. California's Licensed Child Care Facilities Total COVID-19 Cases by County** as of 08/17/2021

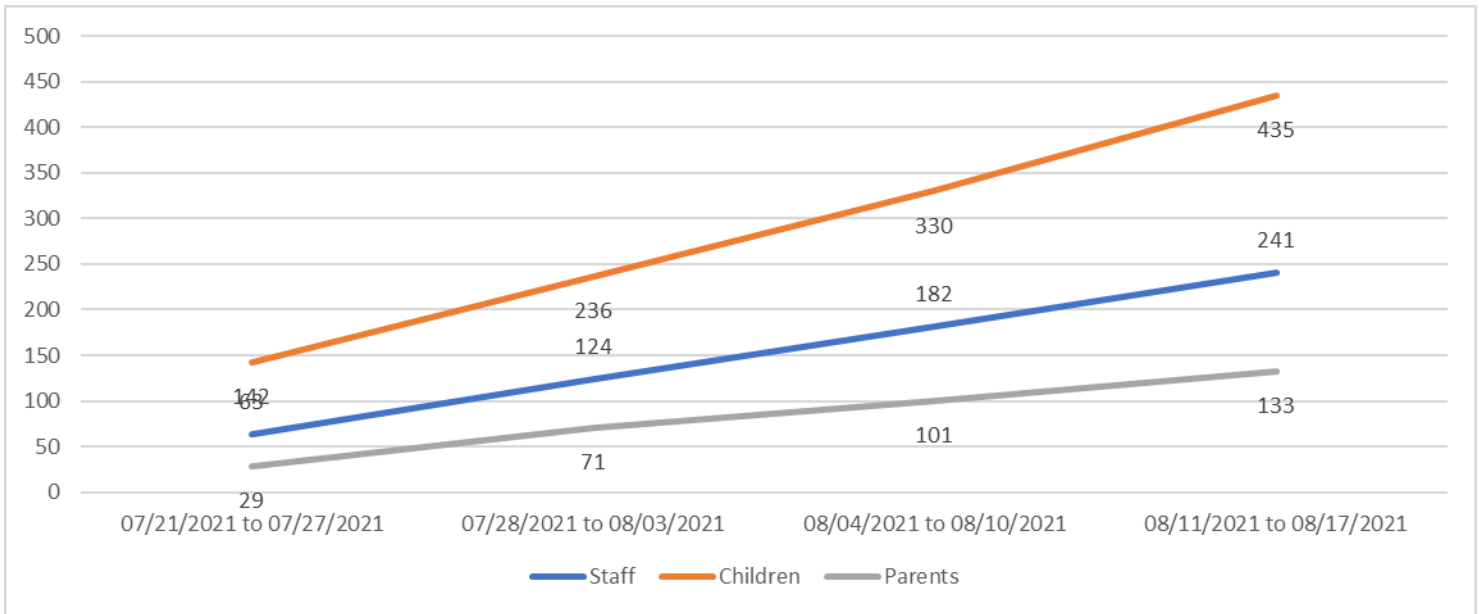


*The Statewide total is the number of COVID-19 positive cases for all child care facilities in California, including facilities with fewer than eleven (11) COVID-19 positive cases among staff, children, and parents.

** The County total is the number of COVID-19 positive cases for child care facilities within that county for counties with at least three open child care facilities and a total of at least eleven (11) COVID-19 positive cases among staff, children, and parents.

County	Total Cases	County	Total Cases
Statewide	14902	Placer	124
Alameda	418	Riverside	805
Amador	12	Sacramento	442
Butte	115	San Benito	25
Colusa	29	San Bernardino	457
Contra Costa	247	San Diego	1453
Del Norte	11	San Francisco	329
El Dorado	31	San Joaquin	253
Fresno	622	San Luis Obispo	237
Glenn	34	San Mateo	328
Humboldt	33	Santa Barbara	258
Imperial	86	Santa Clara	714
Kern	514	Santa Cruz	106
Kings	171	Shasta	82
Lake	49	Solano	174
Los Angeles	3156	Sonoma	213
Madera	148	Stanislaus	386
Marin	151	Sutter	64
Mendocino	31	Tehama	27
Merced	231	Tulare	455
Monterey	205	Tuolumne	11
Napa	30	Ventura	485
Nevada	40	Yolo	49
Orange	988	Yuba	22

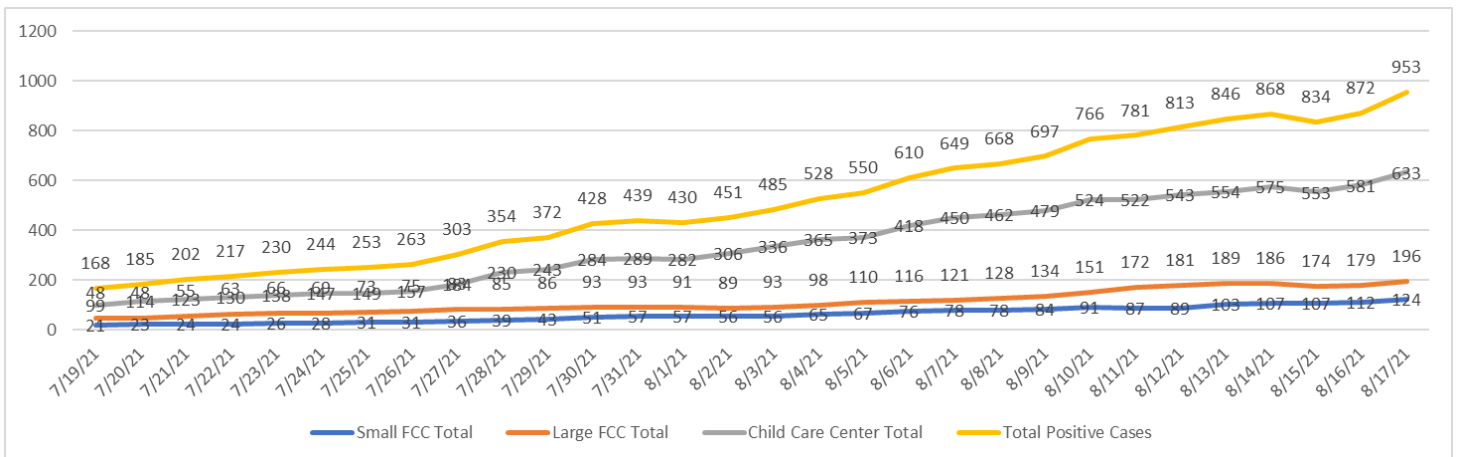
Figure 2. Weekly 7-Day average positive COVID-19 active* cases in California’s licensed child care facilities among staff, children, parents and other over the past month (Data Retrieved: 08/17/2021)



*Cases are defined as active for up to 29 days following a reported positive diagnosis date. A case is no longer considered active only after 30 days have passed from the reported diagnosis date, or if the case is reported as deceased.

Date	Staff	Children	Parents
07/21/2021 to 07/27/2021	63	142	29
07/28/2021 to 08/03/2021	124	236	71
08/04/2021 to 08/10/2021	182	330	101
08/11/2021 to 08/17/2021	241	435	133

Figure 3. Daily total positive COVID-19 active* cases for California’s licensed child care facilities statewide over the past 30 days by facility type (Data Retrieved: 08/17/2021)



Note: The numbers in the figure above reflect positive COVID-19 active cases among staff, children, parents, and other by facility type statewide.

*Cases are defined as active for up to 29 days following a reported positive diagnosis date. A case is no longer considered active only after 30 days have passed from the reported diagnosis date, or if the case is reported as deceased.

Date	Small FCC Total	Large FCC Total	Child Care Center Total	Total Positive Cases
7/19/2021	21	48	99	168
7/20/2021	23	48	114	185
7/21/2021	24	55	123	202
7/22/2021	24	63	130	217
7/23/2021	26	66	138	230
7/24/2021	28	69	147	244
7/25/2021	31	73	149	253
7/26/2021	31	75	157	263
7/27/2021	36	83	184	303
7/28/2021	39	85	230	354
7/29/2021	43	86	243	372
7/30/2021	51	93	284	428
7/31/2021	57	93	289	439
8/1/2021	57	91	282	430
8/2/2021	56	89	306	451
8/3/2021	56	93	336	485
8/4/2021	65	98	365	528
8/5/2021	67	110	373	550
8/6/2021	76	116	418	610
8/7/2021	78	121	450	649
8/8/2021	78	128	462	668
8/9/2021	84	134	479	697
8/10/2021	91	151	524	766
8/11/2021	87	172	522	781
8/12/2021	89	181	543	813
8/13/2021	103	189	554	846
8/14/2021	107	186	575	868
8/15/2021	107	174	553	834
8/16/2021	112	179	581	872
8/17/2021	124	196	633	953

**Open Child Care Facilities in California
As of 08/17/2021**

Table 2. Changes in total open CA licensed child care facilities over the prior week statewide

	Total Open	+/-/=	Number Open/Closed This Week	+/-/=	Percent Change from Prior Week
Open Child Care Centers	10921	+	7	+	0.1%
Open Large Family Child Care Homes	11457	-	1	-	0.0%
Open Small Family Child Care Homes	12884	-	3	-	0.0%
TOTAL	35262	+	3	+	0.0%

The table below represents the total number of open licensed Child Care Centers and licensed Family Child Care Homes statewide and in each of California's 58 counties. The number of open licensed facilities accounts for temporarily closed facilities due to COVID as well as permanently closed facilities. Open facility counts in this report will differ from facility counts on the transparency website and other reporting which reflect only permanently closed facilities.

Table 3. Total Number of Open Licensed Child Care Centers, Licensed Large Family Child Care Homes, Licensed Small Family Child Care Homes, Total number of Open Facilities, Statewide and by County (Data Retrieved: 08/17/2021)

County	Total Number of Open Facilities	Total Number of Open Facilities	Total Number of Open Facilities	Total Number of Open Facilities
	Child Care Centers	Large Family Child Care Homes	Small Family Child Care Homes	All
Statewide	10921	11457	12884	35262
Alameda	476	486	584	1546
Alpine	2	0	0	2
Amador	14	13	13	40
Butte	80	41	57	178
Calaveras	9	15	16	40
Colusa	4	28	14	46
Contra Costa	405	365	433	1203
Del Norte	4	12	20	36
El Dorado	57	25	35	117
Fresno	280	204	285	769
Glenn	3	31	19	53
Humboldt	41	42	55	138
Imperial	23	127	92	242
Inyo	12	8	9	29
Kern	169	324	252	745
Kings	26	54	101	181
Lake	18	32	27	77
Lassen	9	6	8	23
Los Angeles	2405	2878	2273	7556
Madera	36	42	73	151
Marin	174	85	84	343
Mariposa	2	5	7	14
Mendocino	22	23	30	75
Merced	77	91	96	264
Modoc	6	10	5	21
Mono	8	0	10	18
Monterey	112	195	152	459
Napa	55	35	38	128
Nevada	37	29	37	103
Orange	1131	492	538	2161
Placer	148	117	127	392
Plumas	13	11	12	36
Riverside	379	629	762	1770
Sacramento	439	439	833	1711
San Benito	12	38	30	80
San Bernardino	406	423	507	1336
San Diego	960	991	1998	3949
San Francisco	409	225	575	1209
San Joaquin	166	229	369	764
San Luis Obispo	111	102	119	332
San Mateo	391	293	308	992
Santa Barbara	178	215	152	545
Santa Clara	581	724	474	1779
Santa Cruz	61	174	71	306
Shasta	46	71	47	164
Sierra	1	1	1	3
Siskiyou	20	9	17	46
Solano	101	172	181	454
Sonoma	131	98	180	409

County	Total Number of Open Facilities	Total Number of Open Facilities	Total Number of Open Facilities	Total Number of Open Facilities
	Child Care Centers	Large Family Child Care Homes	Small Family Child Care Homes	All
Stanislaus	145	153	126	424
Sutter	40	42	34	116
Tehama	26	31	21	78
Trinity	3	4	2	9
Tulare	88	249	165	502
Tuolumne	8	12	20	40
Ventura	280	197	292	769
Yolo	61	78	65	204
Yuba	20	32	33	85

**Total Positive COVID-19 Cases Statewide and by County for Each Facility Type
by Children, Parents, Staff in California
As of 08/17/2021**

The table below represents COVID-19 positive cases by county and facility type for Child Care Centers and Large and Small Family Child Care Homes licensed by the California Department of Social Services, Community Care Licensing Division. Data is presented for those counties with at least three open child care facilities of the given type (Child Care Center, Large Family Child Care Home, or Small Family Child Care Home). This threshold is in consideration of privacy and security concerns.

Values of less than eleven (11) are masked (shown as <11) and values of eleven (11) or more that could be used to identify masked values are also masked (shown as **) in accordance with de-identification guidelines. True values of zero appear as "0". If a county does not have at least three open facilities of a given type, the county data for that facility type has been removed and appear as "N/A".

Table 4. Total Number of COVID-19 Positive Cases Statewide and by County (Data Retrieved: 08/17/2021)

County	Child Care Center Staff COVID-19 Cases	Child Care Center Children COVID-19 Cases	Child Care Center Parents COVID-19 Cases	Child Care Center Other COVID-19 Cases	Child Care Center Total COVID-19 Cases	Large Family Child Care Home Staff COVID-19 Cases	Large Family Child Care Home Children COVID-19 Cases	Large Family Child Care Home Parents COVID-19 Cases	Large Family Child Care Home Non-Staff Resident COVID-19 Cases	Large Family Child Care Home Other COVID-19 Cases	Large Family Child Care Home Total COVID-19 Cases	Small Family Child Care Home Staff COVID-19 Cases	Small Family Child Care Home Children COVID-19 Cases	Small Family Child Care Home Parents COVID-19 Cases	Small Family Child Care Home Non-Staff Resident COVID-19 Cases	Small Family Child Care Home Other COVID-19 Cases	Small Family Child Care Home Total COVID-19 Cases
Statewide	4504	3099	1686	155	9444	997	1104	1028	555	142	3826	365	414	448	343	62	1632
Alameda	146	124	**	<11	311	24	22	12	<11	<11	63	14	13	<11	<11	<11	44
Amador	0	<11	<11	0	<11	0	<11	0	<11	0	<11	<11	0	<11	<11	<11	<11
Butte	42	26	**	<11	89	<11	<11	<11	<11	0	**	<11	0	<11	0	0	<11
Calaveras	<11	0	0	0	<11	<11	<11	<11	0	0	<11	0	0	0	0	0	0
Colusa	<11	0	0	0	<11	<11	<11	<11	<11	0	20	<11	0	<11	0	0	<11
Contra Costa	95	66	<11	<11	173	17	20	<11	<11	0	49	<11	<11	<11	<11	<11	25
Del Norte	<11	0	0	0	<11	<11	<11	<11	0	0	<11	<11	0	<11	0	0	<11
El Dorado	12	<11	<11	0	23	0	0	<11	0	0	<11	<11	<11	<11	0	0	<11
Fresno	182	**	123	<11	401	24	33	37	**	<11	118	**	25	41	18	<11	103
Glenn	<11	<11	<11	0	21	<11	<11	<11	<11	<11	**	0	0	0	<11	<11	<11
Humboldt	<11	<11	<11	0	14	<11	<11	<11	0	<11	**	0	<11	<11	<11	0	<11
Imperial	12	<11	<11	0	22	24	<11	<11	15	0	53	<11	<11	<11	<11	0	11
Inyo	<11	0	0	0	<11	0	0	0	0	0	0	<11	0	0	0	0	<11
Kern	151	**	64	<11	278	41	30	61	44	0	176	<11	16	22	**	0	60
Kings	23	14	23	0	60	18	25	20	**	<11	77	<11	<11	17	<11	0	34
Lake	<11	<11	<11	0	**	<11	<11	<11	0	0	25	<11	<11	0	<11	0	<11
Lassen	<11	0	0	0	<11	0	0	0	0	0	0	<11	0	<11	0	0	<11
Los Angeles	1015	731	272	60	2078	237	269	179	87	59	831	58	74	40	46	29	247
Madera	51	**	<11	0	78	14	<11	<11	12	0	36	<11	13	<11	<11	0	34
Marin	39	51	15	0	105	13	<11	<11	<11	<11	34	<11	<11	<11	<11	0	12
Mariposa	N/A	N/A	N/A	N/A	N/A	<11	0	<11	0	0	<11	0	0	<11	0	0	<11
Mendocino	<11	<11	<11	0	<11	<11	<11	<11	<11	<11	16	0	<11	<11	0	0	<11

County	Child Care Center Staff COVID-19 Cases	Child Care Center Children COVID-19 Cases	Child Care Center Parents COVID-19 Cases	Child Care Center Other COVID-19 Cases	Child Care Center Total COVID-19 Cases	Large Family Child Care Home Staff COVID-19 Cases	Large Family Child Care Home Children COVID-19 Cases	Large Family Child Care Home Parents COVID-19 Cases	Large Family Child Care Home Non-Staff Resident COVID-19 Cases	Large Family Child Care Home Other COVID-19 Cases	Large Family Child Care Home Total COVID-19 Cases	Small Family Child Care Home Staff COVID-19 Cases	Small Family Child Care Home Children COVID-19 Cases	Small Family Child Care Home Parents COVID-19 Cases	Small Family Child Care Home Non-Staff Resident COVID-19 Cases	Small Family Child Care Home Other COVID-19 Cases	Small Family Child Care Home Total COVID-19 Cases
Merced	66	**	58	<11	149	17	<11	15	<11	<11	51	<11	<11	12	<11	<11	31
Modoc	<11	0	0	0	<11	0	0	<11	0	0	<11	0	<11	<11	0	0	<11
Monterey	46	17	**	<11	79	28	18	20	**	<11	89	<11	<11	12	<11	<11	37
Napa	<11	<11	<11	0	19	<11	<11	<11	<11	<11	<11	<11	0	0	0	0	<11
Nevada	<11	<11	<11	0	<11	<11	<11	<11	0	0	20	<11	<11	<11	<11	0	**
Orange	427	220	125	16	788	29	38	51	**	<11	145	16	11	<11	15	<11	55
Placer	39	32	15	0	86	<11	<11	14	<11	<11	27	<11	<11	<11	0	0	11
Plumas	<11	0	0	0	<11	<11	0	<11	0	0	<11	<11	<11	<11	0	0	<11
Riverside	241	141	**	<11	491	57	48	62	**	<11	207	32	26	27	22	0	107
Sacramento	140	95	**	<11	304	**	33	34	<11	0	101	<11	<11	<11	<11	<11	37
San Benito	<11	<11	<11	0	<11	<11	<11	<11	<11	0	16	<11	0	0	0	0	<11
San Bernardino	193	**	83	<11	357	16	21	27	**	<11	79	<11	<11	<11	<11	<11	21
San Diego	484	446	**	<11	1026	70	108	59	**	<11	286	38	**	30	43	<11	141
San Francisco	**	100	60	<11	215	13	32	17	<11	0	68	<11	23	<11	<11	<11	46
San Joaquin	110	47	**	<11	188	15	<11	19	<11	<11	51	<11	<11	<11	0	<11	14
San Luis Obispo	48	**	34	<11	116	18	24	28	<11	0	78	<11	14	20	<11	<11	43
San Mateo	106	109	36	13	264	19	16	<11	<11	<11	45	<11	<11	<11	<11	0	19
Santa Barbara	60	41	**	<11	130	23	**	25	17	<11	79	**	<11	17	15	0	49
Santa Clara	155	166	**	<11	365	54	103	63	44	25	289	**	14	13	18	<11	60
Santa Cruz	23	14	<11	0	41	12	20	<11	17	<11	54	<11	<11	<11	<11	<11	11
Shasta	39	<11	<11	<11	49	<11	<11	13	<11	<11	**	0	<11	<11	<11	0	<11
Siskiyou	<11	0	0	0	<11	<11	0	<11	0	<11	<11	<11	0	0	0	0	<11

County	Child Care Center Staff COVID-19 Cases	Child Care Center Children COVID-19 Cases	Child Care Center Parents COVID-19 Cases	Child Care Center Other COVID-19 Cases	Child Care Center Total COVID-19 Cases	Large Family Child Care Home Staff COVID-19 Cases	Large Family Child Care Home Children COVID-19 Cases	Large Family Child Care Home Parents COVID-19 Cases	Large Family Child Care Home Non-Staff Resident COVID-19 Cases	Large Family Child Care Home Other COVID-19 Cases	Large Family Child Care Home Total COVID-19 Cases	Small Family Child Care Home Staff COVID-19 Cases	Small Family Child Care Home Children COVID-19 Cases	Small Family Child Care Home Parents COVID-19 Cases	Small Family Child Care Home Non-Staff Resident COVID-19 Cases	Small Family Child Care Home Other COVID-19 Cases	Small Family Child Care Home Total COVID-19 Cases
Solano	38	27	22	0	87	22	22	18	<11	<11	69	<11	<11	<11	<11	0	18
Sonoma	35	55	38	0	128	13	**	20	<11	0	46	<11	15	11	<11	<11	39
Stanislaus	110	**	67	<11	237	16	22	47	**	<11	99	11	<11	22	<11	0	50
Sutter	16	<11	<11	0	24	<11	<11	<11	<11	<11	25	<11	<11	12	0	0	15
Tehama	<11	<11	<11	0	14	<11	<11	<11	<11	0	**	0	0	<11	0	0	<11
Trinity	<11	0	0	0	<11	<11	<11	<11	0	0	<11	N/A	N/A	N/A	N/A	N/A	N/A
Tulare	96	**	68	<11	215	41	43	48	43	0	175	12	17	22	14	0	65
Tuolumne	<11	<11	0	0	<11	0	0	0	0	0	0	<11	0	0	0	0	<11
Ventura	124	**	85	<11	292	23	20	**	22	<11	87	23	25	**	33	<11	106
Yolo	16	19	<11	0	39	0	<11	<11	0	0	<11	<11	0	0	0	0	<11
Yuba	<11	<11	0	0	<11	<11	<11	<11	0	0	<11	<11	<11	<11	<11	0	<11

^: Parents capture parents and authorized representatives who drop off children and/or pick them up from the Child Care Centers and Large and Small Family Child Care Homes.

+: Non-Staff Resident captures anyone who lives in the home but is not staff in the Large and Small Family Child Care Home.

~: Other captures unknown and any family members other than parent and authorized representative, staff and child in the Child Care Centers and Large and Small Family Child Care Homes